

## WHY REPLACE A FACTORY SIGHT?

Factory pistol sights are seldom designed for high-accuracy shooting performance. Many such sights were designed decades ago and just aren't good enough to meet today's standards.

Today's shooters want the ability to shoot accurately under a variety of conditions, including such special situations as low light, defensive combat, and competition.

Let's examine the Millett Series 100 Sight Systems and see how they meet today's challenges.

### KNIFE-EDGE REAR SIGHT APERTURES FOR CLEAR SIGHT PICTURES

Millett's rear sights are designed with a knife-edge sight notch for a sharp, clear image that helps define your target more clearly.

### HIGH VISIBILITY FOR LOW-LIGHT CONDITIONS

Millett Series 100 rear sights come with our famous White Outline or two



white dots for low-light shooting conditions. Our front sight options include white ramp, our famous blaze orange ramp, or white dot. These two rears and



three fronts can be combined for the finest low-light performance available.

### SPECIAL SIGHT SYSTEMS FOR COMPETITION

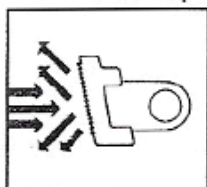
Only Millett gives you so many choices. For Colts and Brownings, there's our "Marksman Speed Combo" rear sight, with a deeper



notch for faster target acquisition. For Ruger .22 autos and Colt and Ruger revolvers there's our "Silhouette" rear sight, with a narrower notch for more precise targeting.

### POSITIVE ANTI-GLARE REAR SIGHTS

All Millett rear sights feature our down-slanting serrated surface that keeps reflected



Positive Light Deflection System

light from bouncing back into your eyes. Distracting glare can cause fatigue and actually reduce your eye's pupil size, thus cutting down on the useful light you need to see well. Millett sights make it easier to stay on your mark.

### PRECISE WINDAGE AND ELEVATION CONTROL

Millett Adjustable Sights feature hardened, close tolerance windage and elevation screws for precise adjustments that stay true until you change the settings. For handloaders especially, this means that once you're sighted in for a given load, you can shoot the lights out with no worries about point of aim.

## HOW TO SIGHT FOR MAXIMUM ACCURACY

First off, to shoot well with iron sights, you need normal to exceptional vision. Have your eyes examined and wear corrective lenses, if needed. Remember, too, that vision changes with age, and the prescription that served you well two or three years ago may no longer be correct for you. Besides the obvious draw-

backs of nearsightedness, a slight astigmatism can cause your right/left sight picture balance to be off.

Now, assuming your vision is OK and you've got Millett Series 100 Sights on your gun, here's what to do.

### 1. Basic Alignment

Almost all handgun sight systems—including Millett's—are of the partridge type, meaning there's a square rear notch and a square-top front post. For correct alignment, the top of the front post should be level with the top of the rear notch, and the front blade should have the same amount of space right and left within the view through the rear notch. The target should be squarely on top of the front post.

### 2. "Zero" vs. "6 o'clock"

As you can see in the accompanying diagrams, the black rings of the target



Zero Position with Target at Top Dead Center

are like a clock face. When your sight is dead center on the X-ring, that's "zero." When your sight is at the bottom of the outermost black ring, that's "6 o'clock."



6 O'Clock Position with Target above Center

Many shooters find that they can hold on zero at 50 yards, then shift to 6 o'clock at 25 yards, owing to the usual initial rising trajectory of most bullets and loads.

### 3. Focus on the Front Sight

Always focus on the front sight. This will leave both the rear sight and the target slightly fuzzy, but still quite

visible. The reason for this, is that you want to make maximum use of the "sight radius," which is the distance between your front and rear sights. By focusing on the front sight, you bring the whole gun into proper alignment with your point-of-aim.

## HOW TO ADJUST FOR WINDAGE AND ELEVATION

When making sight adjustments, we recommend you use the Millett Sight Adjustment Tool. The cross-notch head is designed to fit our adjusting screws perfectly, and the large diameter knurled head gives you plenty of leverage. Yet the entire tool can be carried comfortably in your pocket.

### 1. Windage Screw for Left-Right Adjustments

A. TURN THE SCREW CLOCKWISE (TOWARD THE TARGET) TO MOVE POINT-OF-IMPACT RIGHT.

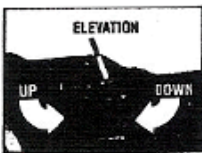


Windage Adjustment Screw

B. TURN THE SCREW COUNTER-CLOCKWISE (TOWARD YOU) TO MOVE POINT-OF-IMPACT LEFT.

### 2. Elevation Screw for Up-Down Adjustments









A. TURN THE SCREW CLOCKWISE (TO THE RIGHT) TO MOVE POINT-OF-IMPACT DOWN.



Elevation Adjustment Screw
























B. TURN THE SCREW COUNTER-CLOCKWISE (TO THE LEFT) TO MOVE POINT-OF-IMPACT UP.

## Part One: Auto Pistol Sights, Adjustable

Gun	Fits Factory Sight Pad or Dovetail	Rear Sights Available	Rear Blade Height	Uses Factory Front
<b>AMT</b> Hardballer  <b>AMT</b> Round Slide See Colt Government Model	Yes pre 7/88	 AM00001 White Outline	.312	Yes
	Yes after 7/88 Serial # 27384 & up	Millett Sights for AMT Hardballer guns serial # 27384 and up are installed at the factory. For replacements, contact the AMT factory direct.	.360	
<b>AMT</b> Lighting and Automag II and III		Millett Sights are factory installed. Contact the AMT factory direct for replacements.		
<b>Beretta</b> 84, 84B, 85, 85B, 92, 92SI, 92SB, 92SBC, 92SBF (See Front Sight note for 92SBF)	Yes	 BE00005 White Outline	.312	No
<b>Browning</b> Hi-Power with Factory-Adjustable Rear Sights	Yes	 BA00009 White Outline	.312	Yes
	No	Custom Combat Low Profile (Machining Required)  CC00009 White Outline	.360 except for Marksman .410	No
<b>Browning</b> Hi-Power with Factory Fixed Rear Sights  <b>Browning</b> BDA See Sig-Sauer P-220 for Front & Rear Sights.	Yes	 BF00009 White Outline	.312	No
	No	Custom Combat Low Profile (Machining Required)  CC00009 White Outline		No
<b>BRNO</b> 9mm CZ-75 & Similar designs, such as EXCAM TA-90, FIE TZ-75 and Kassner PJK-9HP	Yes	 CZ00001 White Outline	.312	No
<b>Caspian</b> Govt Model		See Colt Government Model		
<b>Colt</b> 1911A1, Series 70, Series 80, Government Models, Combat Commander Officers ACP, Delta Elite & Similar Designs, Such as AMT Round Slide, Caspian Government, Fed Ord, Springfield Army, Star BM & BKM, Thompson Auto-Ordnance	Yes	High Profile  CA00009 White Outline	.312 except for Marksman .410	No  Since 6/88 use WIDE Stake-On Fronts


















Part One: Auto Pistol Sights, Adjustable		
Front Sights Available	Front Sight Height/Width	Combos Available
<p>Dual-Crimp</p> <p>DC18501 White Bar   DC18502 Orange Bar   DC18503 Serrated Ramp   DC18500 White Dot</p>	.185/.130	
	.312/.130	
<p>Accurizer</p> <p>BE00007 White Bar   BE00008 Orange Bar   BE00009 Serrated Ramp   BE00010 White Dot</p> <p>Note: 92 SBF requires special fitting for front sights</p>	.360/.130	<p>White Rear White Front, Pin-Thru BE00001 White Rear Orange Front, Pin-Thru BE00002</p>
<p>Stake-On</p> <p>S034021 White Bar   S034022 Orange Bar</p> <p>Dual-Crimp</p> <p>DC34021 White Bar   DC34022 Orange Bar   DC34023 Serrated Ramp   DC34020 White Dot</p>	.340/.130	<p>White Rear White Front, Stake-On BA00001 White Rear Orange Front, Stake-On BA00002</p>
<p>Stake-On</p> <p>S031217 White Bar   S031218 Orange Bar   S031219 Serrated Ramp   S031220 Plain Post</p> <p>Dual-Crimp</p> <p>DC31217 White Bar   DC31218 Orange Bar   DC31219 Serrated Ramp   DC31216 White Dot   DC31220 Plain Post</p>	.312/.130 except for Marksman .410/.130	<p>White Rear White Front, Dual-Crimp BA00003 White Rear Orange Front, Dual-Crimp BA00004</p> <p>Note: No combos for Custom Combat Low Profile</p>
<p>Stake-On</p> <p>S034021 White Bar   S034022 Orange Bar</p> <p>Dual-Crimp</p> <p>DC34021 White Bar   DC34022 Orange Bar   DC34023 Serrated Ramp   DC34020 White Dot</p>	.340/.130	<p>White Rear White Front, Stake-On BF00001 White Rear Orange Front, Stake-On BF00002</p>
<p>Stake-On</p> <p>S031217 White Bar   S031218 Orange Bar   S031219 Serrated Ramp   S031220 Plain Post</p> <p>Dual-Crimp</p> <p>DC31217 White Bar   DC31218 Orange Bar   DC31219 Serrated Ramp   DC31216 White Dot   DC31220 Plain Post</p>	.312/.130 except for Marksman .410/.130	<p>White Rear White Front, Dual-Crimp BF00003 White Rear Orange Front, Dual-Crimp BF00004</p>
<p>Stake-On</p> <p>S034021 White Bar   S034022 Orange Bar</p> <p>Dual-Crimp</p> <p>DC34021 White Bar   DC34022 Orange Bar   DC34023 Serrated Ramp   DC34020 White Dot</p>	.340/.130	
<p>Stake-On (up to 6/88)</p> <p>S031217 White Bar   S031218 Orange Bar   S031219 Serrated Ramp   S031220 Plain Post</p> <p>Dual-Crimp</p> <p>DC31217 White Bar   DC31218 Orange Bar   DC31219 Serrated Ramp   DC31216 White Dot   DC31220 Plain Post</p>	.312/.130 except for Marksman .410/.130	<p>White Rear White Front, Stake-On CA00001 (pre 6/88) White Rear Orange Front, Stake-On CA00002 (pre 6/88)</p>
<p>New Wide Stake-On (from 6/88 on)</p> <p>WS31217 White Bar   WS31218 Orange Bar   WS31219 Serrated Ramp   WS31220 White Dot</p> <p>Dual-Crimp Marksman</p> <p>DC41030 White Bar   DC41031 Orange Bar   DC41032 Serrated Ramp</p>		<p>White Rear White Front, Dual-Crimp CA00003 White Rear Orange Front, Dual-Crimp CA00004</p>








Gun	Fits Factory Sight Pad or Dovetail	Rear Sights Available	Rear Blade Height	Uses Factory Front
<b>Colt</b> 1911A1, Series 70, Series 80, Government Models, Combat Commander Officers ACP, Delta Elite & Similar Designs, Such as AMT Round Slide, Casplan Government, Fed Ord, Springfield Armory, Star BM & BMK, Thompson Auto-Ordnance	No	Custom Combat Low Profile     CC00009 White Outline    CC00010 Target    CC00008 3-Dot    CC00015 Marksman Speed Combo  Colt Custom Combat Low Profile Millett Sights also fit Browning High Power and similar designs. Machining required. See Browning chart.	.360 except for Marksman .410	No
<b>Colt</b> Gold Cup also fits Randall, factory adjustable rear sights model	Yes	    GC00009 White Outline    GC00010 Target    GC00008 3-Dot    GC00018 Marksman Speed Combo	.360 except for Marksman .410	Optional Since 6/88 use WIDE Stake-On Fronts
<b>Excam</b> TA-90 <b>FIE</b> TZ-75 <b>Kassner</b> PJK 91IP		See BRNO CZ-75		
<b>Fed Ord</b> Model 1911		See Colt Government Model		
<b>Glock</b> 17, 19, 17L	Yes	   GL00001 White Outline    GL00002 Target    GL00008 3-Dot NOTE: 17L MUST USE GL00003-GL00006 FRONT SIGHT OPTION	.312	No
<b>LAR</b> Grizzly <b>Magnum Research</b> "Desert Eagle"		Millett Sights are factory installed. Contact respective factories direct for replacements LAR (801) 255-7106 Magnum Research (612) 574-1868		
<b>Ruger</b> .22 Auto Mk I & II factory fixed & factory target models and Mk I & II with factory adjustable sights	Yes	    RS22005 White Outline    RS22014 Target    RS22003 3-Dot    RS22006 Silhouette	.360	Optional on factory adjustable models only No on all others
<b>Ruger</b> P-85	Yes	   RP85003 White Outline    RP85004 Target    RP85008 3-Dot	.360	No
<b>Sig Arms</b> <b>Sig Sauer</b> P220, P225, P226 P227, (P220 also fits Browning BDA)	Yes	   SP22003 White Outline    SP22004 Target    SP22005 3-Dot	.312	No
<b>Smith &amp; Wesson</b> Model 39, 59	Yes	  SW39595 White Outline    SW39596 Target	.360	No

Front Sights Available	Front Sight Height/Width	Combos Available
<p><b>Stake-On (up to 6/88 only)</b></p> <p>SO22513 White Bar, SO22514 Orange Bar, SO22515 Serrated Ramp, SO22516 Plain Post</p> <p><b>Dual-Crimp</b></p> <p>DC22513 White Bar, DC22514 Orange Bar, DC22515 Serrated Ramp, DC22512 White Dot, DC22516 Plain Post</p> <p><b>Dual-Crimp Marksman</b></p> <p>DC27527 White Bar, DC27528 Orange Bar, DC27529 Serrated Ramp</p>	.225/.130 except for Marksman .275/.130	White Rear White Front, Stake-On <b>CC00001</b> (pre 6/88) White Rear Orange Front, Stake-On <b>CC00002</b> (pre 6/88) White Rear White Front Dual-Crimp <b>CC00003</b> White Rear Orange Front, Dual Crimp <b>CC00004</b>
<p><b>Stake-On (up to 6/88)</b></p> <p>SO20005 White Bar, SO20006 Orange Bar, SO20007 Serrated Ramp</p> <p><b>New Wide Stake-On (from 6/88)</b></p> <p>WS20005 White Bar, WS20006 Orange Bar, WS20007 White Dot, WS20008 White Dot</p> <p><b>Dual-Crimp</b></p> <p>DC20005 White Bar, DC20006 Orange Bar, DC20007 Serrated Ramp, DC20004 White Dot</p> <p><b>Dual-Crimp Marksman</b></p> <p>DC27527 White Bar, DC27528 Orange Bar, DC27529 Serrated Ramp</p>	.200/.130 except for Marksman .275/.130	White Rear White Front, Stake-On <b>GC00001</b> (up to 6/88) White Rear Orange Front, Stake-On <b>GC00002</b> (up to 6/88) White Rear White Front, Dual-Crimp <b>GC00003</b> White Rear Orange Front, Dual-Crimp <b>GC00004</b>
<p><b>Stake-On</b></p> <p>GL00003 White Bar, GL00004 Orange Bar, GL00005 Serrated Ramp, GL00006 White Dot</p> <p><b>Dual-Crimp</b></p> <p>DC34021 White Bar, DC34022 Orange Bar, DC34023 Serrated Ramp, DC34020 White Dot</p>	.340/.130	
<p><b>Factory Fixed Sight Models</b></p> <p>RS22007 White Bar, RS22008 Orange Bar, RS22009 Serrated Ramp, RS22015 White Dot</p> <p><b>Target Adjustable</b></p> <p>RS22010 White Bar, RS22011 Orange Bar</p> <p><b>Bull Barrel</b></p> <p>RS22012 White Bar, RS22013 Orange Bar Use Factory attachment screw</p>	.460/.130	White Rear White Front, replaces factory fixed <b>RS22001</b> White Rear Orange Front, replaces factory fixed <b>RS22002</b>
<p><b>Pin-On</b></p> <p>RP85005 White Bar, RP85006 Orange Bar, RP85007 Serrated Ramp, RP85009 White Dot</p>		White Rear White Front, Pin-On <b>RP85001</b> White Rear Orange Front, Pin-On <b>RP85002</b>
<p><b>Dovetail</b></p> <p>SP22565 White Bar, SP22566 Orange Bar, SP22567 White Dot</p> <p>For P-225, 226, 227 only</p> <p><b>Dual-Crimp</b></p> <p>DC36025 White Bar, DC36026 Orange Bar, DC36024 White Dot</p> <p>For P-220 only</p>	.360/.130	<p><b>For P-220</b></p> White Rear White Front, Dual-Crimp <b>SP22001</b> White Rear Orange Front, Dual-Crimp <b>SP22002</b> <p><b>For P-225, 226, 227</b></p> White Rear White Front, Dovetail <b>SP22561</b> White Rear Orange Front, Dovetail <b>SP22562</b>
<p><b>Dual-Crimp</b></p> <p>DC34021 White Bar, DC34022 Orange Bar, DC34023 Serrated Ramp</p>	.340/.130	White Rear White Front, Dual-Crimp <b>SW39591</b> White Rear Orange Front, Dual-Crimp <b>SW39592</b>



Gun	Fits Factory Sight Pad or Dovetail	Rear Sights Available	Rear Blade Height	Uses Factory Front
<b>Smith &amp; Wesson</b> 400/500/600 Series <i>Factory Adjustable Models</i>	Yes	   SW40505 White Outline    SW40506 Target    SW40504 3-Dot	.360	No
<b>Smith &amp; Wesson</b> 400/500/600 Series <i>Factory Fixed Models</i>	Yes	   SW46905 White Outline    SW46906 Target    SW46904 3-Dot	.312	No
<b>Smith &amp; Wesson</b> 3rd Generation <i>Factory Adjustable Models</i>	Yes	   SW40510 White Outline    SW40511 Target    SW40504 3-Dot	.360	No
<b>Smith &amp; Wesson</b> 3rd Generation <i>Factory Fixed Models</i>	Yes	   SW46910 White Outline    SW46911 Target    SW46904 3-Dot	.312	No
<b>Springfield Armory</b> 1911A1 <b>Star</b> BM & BMK <b>Thompson</b> Auto-Ordnance		See Colt Government Model		
<b>Taurus</b> PT-92	Yes	   BA00009 White Outline    BA00010 Target    BA00008 3-Dot Note: Taurus PT-92 uses Browning High-Power rear and Beretta Accurizer Front.	.312	No

## Part Two: Auto Pistol Sights, Fixed

































<b>Colt</b> Government Models Combat Commander & Similar Designs	Yes	<b>High Profile Mark I Fixed</b>   MK10005 White Outline	.220	No Note: Since 6/88 use WIDE Stake-On Fronts
		<b>Low Profile Mark II Fixed</b>     MK20009 White Outline    MK20010 Target    MK20008 3-Dot	.235	No
<b>Heckler &amp; Koch</b> P7 only (will not fit M8 or M13)	Yes	 HK00003 White Outline Note: HK Rear Sight may be adjusted for windage only, within factory dovetail mount.	.235	No

Front Sights Available	Front Sight Height/Width	Combos Available
<p>Dual-Crimp</p> <p>DC31217 White Bar   DC31218 Orange Bar   DC31219 Serrated Ramp   DC31216 White Dot   DC31220 Plain Post</p>	.312/.130	<p>White Rear White Front, Dual-Crimp SW40501 White Rear Orange Front, Dual-Crimp SW40502</p>
<p>Dual-Crimp</p> <p>DC31217 White Bar   DC31218 Orange Bar   DC31219 Serrated Ramp   DC31216 White Dot   DC31220 Plain Post</p>	.312/.130	<p>White Rear White Front, Dual-Crimp SW46901 White Rear Orange Front, Dual-Crimp SW46902</p>
<p>Dovetail</p> <p>SW40507 White Bar   SW40508 Orange Bar   SW40509 Serrated Ramp   SW40513 White Dot</p>	.260/.130	No 3rd Generation Combos Available
<p>Dovetail</p> <p>SW46907 White Bar   SW46908 Orange Bar   SW46909 Serrated Ramp   SW46913 White Dot</p>	.385/.130	No 3rd Generation Combos Available
<p>Accurizer</p> <p>BE00007 White Bar   BE00008 Orange Bar   BE00009 Serrated Ramp   BE00010 White Dot</p>	.360/.130	









## Part Two: Auto Pistol Sights, Fixed

<p>Stake-On (up to 6/88)</p> <p>S018501 White Bar   S018502 Orange Bar   S018503 Serrated Ramp</p> <p>New Wide Stake-On (from 6/88)</p> <p>WS18501 White Bar   WS18502 Orange Bar   WS18503 Serrated Ramp</p>	<p>Dual-Crimp</p> <p>DC18501 White Bar   DC18502 Orange Bar   DC18503 Serrated Ramp</p>	.185/.130	<p>White Rear White Front, Stake-On MK10001 (up to 6/88) White Rear Orange Front, Stake-On MK10002 (up to 6/88) White Rear White Front, Dual-Crimp MK10003 White Rear Orange Front, Dual-Crimp MK10004</p>
<p>Stake-On (up to 6/88)</p> <p>S020005 White Bar   S020006 Orange Bar   S020007 Serrated Ramp</p> <p>New Wide Stake-On (from 6/88 on)</p> <p>WS20005 White Bar   WS20006 Orange Bar   WS20007 Serrated Ramp   WS20008 White Dot</p>	<p>Dual-Crimp</p> <p>DC20005 White Bar   DC20006 Orange Bar   DC20007 Serrated Ramp   DC20004 White Dot</p>	.200/.130	<p>White Rear White Front, Stake-On MK20001 (up to 6/88) White Rear Orange Front, Stake-On MK20002 (up to 6/88) White Rear White Front, Dual-Crimp MK20003 White Rear Orange Front, Dual-Crimp MK20004</p>
<p>Dovetail</p> <p>HK00004 White Bar   HK00005 Orange Bar</p>			<p>White Rear White Front, Dovetail HK00001 White Rear Orange Front, Dovetail HK00002</p>

## Part Three: Revolver Sights

Gun	Fits Factory Sight Pad or Dovetail	Rear Sights Available	Rear Blade Height	Uses Factory Front									
<b>Colt</b> (All factory adjustable models)	Yes	   CR00001 White Outline    CR00002 Target    CR00003 Silhouette	.312	Optional									
<b>Rossi</b>	Yes	  Note: To use Millet Rear Sight on Rossi, you must order a Smith & Wesson "T" nut from the Smith & Wesson factory. SK00003 White Outline    SK00004 Target	.360	Yes									
<b>Ruger</b> Single Six, Bisley (factory adjustable models) Blackhawk, Super Blackhawk, Security Six, Redhawk Super Redhawk, GP-100	Yes	   RR00001 White Outline    RR00002 Target    RR00003 Silhouette	.312	Yes, for Single Action Models Optional, for Double Action Models									
<b>Smith &amp; Wesson</b> K & N Frame Old Style (pre 1974)	Yes	  <table border="1"> <tr> <td>KN00001</td> <td>KN00002</td> <td>.312 Blade Height</td> </tr> <tr> <td>KN00003</td> <td>KN00004</td> <td>.360 Blade Height</td> </tr> <tr> <td>KN00005</td> <td>KN00006</td> <td>.410 Blade Height</td> </tr> </table> White Outline    Target	KN00001	KN00002	.312 Blade Height	KN00003	KN00004	.360 Blade Height	KN00005	KN00006	.410 Blade Height	.312 .360 .410	  Yes  
KN00001	KN00002	.312 Blade Height											
KN00003	KN00004	.360 Blade Height											
KN00005	KN00006	.410 Blade Height											
<b>Smith &amp; Wesson</b> N Frame New Style	Yes	  <table border="1"> <tr> <td>SN00001</td> <td>SN00002</td> <td>.312 Blade Height</td> </tr> <tr> <td>SN00003</td> <td>SN00004</td> <td>.360 Blade Height</td> </tr> <tr> <td>SN00005</td> <td>SN00006</td> <td>.410 Blade Height</td> </tr> </table> White Outline    Target	SN00001	SN00002	.312 Blade Height	SN00003	SN00004	.360 Blade Height	SN00005	SN00006	.410 Blade Height	.312 .360 .410	  Yes  
SN00001	SN00002	.312 Blade Height											
SN00003	SN00004	.360 Blade Height											
SN00005	SN00006	.410 Blade Height											
<b>Smith &amp; Wesson</b> K & L Frame	Yes	  <table border="1"> <tr> <td>SK00001</td> <td>SK00002</td> <td>.312 Blade Height</td> </tr> <tr> <td>SK00003</td> <td>SK00004</td> <td>.360 Blade Height</td> </tr> <tr> <td>SK00005</td> <td>SK00006</td> <td>.410 Blade Height</td> </tr> </table> White Outline    Target	SK00001	SK00002	.312 Blade Height	SK00003	SK00004	.360 Blade Height	SK00005	SK00006	.410 Blade Height	.312 .360 .410	  Yes  
SK00001	SK00002	.312 Blade Height											
SK00003	SK00004	.360 Blade Height											
SK00005	SK00006	.410 Blade Height											
<b>Taurus</b> (Factory adjustable models only prior to 1988)	Yes	  SN00003 White Outline    SN00004 Target	.360	Yes									
<b>Dan Wesson</b> Model 15 & .41/.44 Mag	Yes	  DW00001 White Outline    DW00002 Target Fits Model 15 and { <ul style="list-style-type: none"> <li>.41 Mag. Blue Steel #C0021275 &amp; up</li> <li>.41 Mag. Stainless #SC002354 &amp; up</li> <li>.44 Mag Blue Steel #B023200 &amp; up</li> <li>.44 Mag Stainless #SD008125 &amp; up</li> </ul>	.312	Optional									
		  DW00002 White Outline    DW00004 Target Fits Only: .41/.44 Mag with serial numbers below those listed above	.312	Optional									



Part Three: Revolver Sights			Front Sight Height/Width	Combos Available																																																																									
<p>For Python Only</p>   <p>FB00007 White Bar FB00008 Orange Bar</p>	<p>For Diamondback, King Cobra &amp; Peacekeeper Only.</p>   <p>FB00015 White Bar FB00016 Orange Bar</p> <p>No fronts available for New Frontier models.</p>																																																																												
<p><b>SMITH &amp; WESSON REVOLVER REAR SIGHT FITS</b></p> <table border="1"> <thead> <tr> <th colspan="3">K FRAME</th> <th colspan="3">L FRAME</th> </tr> <tr> <th>Height</th> <th>Bbl. length</th> <th>Model Number</th> <th>Height</th> <th>Bbl. length</th> <th>Model Number</th> </tr> </thead> <tbody> <tr> <td>.312</td> <td>2 1/2"</td> <td>ALL</td> <td>.360</td> <td></td> <td>All fixed front sight</td> </tr> <tr> <td></td> <td>4"</td> <td>15, 18, 48, 53</td> <td>.410</td> <td></td> <td>All adj. frnt sight models</td> </tr> <tr> <td></td> <td>6"</td> <td>14, 53</td> <td></td> <td></td> <td><b>N FRAME</b></td> </tr> <tr> <td></td> <td>8 3/8"</td> <td>14, 53</td> <td>.312</td> <td>4"</td> <td>25-5, (27-5), 28</td> </tr> <tr> <td>.360</td> <td>2 1/2"</td> <td>19, 66</td> <td></td> <td>6-6 1/2"</td> <td>25-5, 28</td> </tr> <tr> <td></td> <td>4"</td> <td>19, 66</td> <td></td> <td>8 3/8"</td> <td>25-5</td> </tr> <tr> <td></td> <td>6"</td> <td>16, 17, 19, 48, 66, 67</td> <td>.360</td> <td>4"</td> <td>24, 624, 29, 629, 57</td> </tr> <tr> <td></td> <td>8 3/8"</td> <td>17, 48</td> <td></td> <td>6-6 1/2"</td> <td>25-2, 24, 624, 27, 29, 629, 57</td> </tr> <tr> <td></td> <td></td> <td></td> <td></td> <td>8 3/8"</td> <td>25-2, 24, 624, 27, 29, 629, 57</td> </tr> <tr> <td></td> <td></td> <td></td> <td>.410</td> <td>10 5/8"</td> <td>29 &amp; adj. frnt. sight models</td> </tr> </tbody> </table>			K FRAME			L FRAME			Height	Bbl. length	Model Number	Height	Bbl. length	Model Number	.312	2 1/2"	ALL	.360		All fixed front sight		4"	15, 18, 48, 53	.410		All adj. frnt sight models		6"	14, 53			<b>N FRAME</b>		8 3/8"	14, 53	.312	4"	25-5, (27-5), 28	.360	2 1/2"	19, 66		6-6 1/2"	25-5, 28		4"	19, 66		8 3/8"	25-5		6"	16, 17, 19, 48, 66, 67	.360	4"	24, 624, 29, 629, 57		8 3/8"	17, 48		6-6 1/2"	25-2, 24, 624, 27, 29, 629, 57					8 3/8"	25-2, 24, 624, 27, 29, 629, 57				.410	10 5/8"	29 & adj. frnt. sight models			<p>THERE ARE NO REPLACEMENT FRONT SIGHTS FOR S &amp; W REVOLVERS.</p>
K FRAME			L FRAME																																																																										
Height	Bbl. length	Model Number	Height	Bbl. length	Model Number																																																																								
.312	2 1/2"	ALL	.360		All fixed front sight																																																																								
	4"	15, 18, 48, 53	.410		All adj. frnt sight models																																																																								
	6"	14, 53			<b>N FRAME</b>																																																																								
	8 3/8"	14, 53	.312	4"	25-5, (27-5), 28																																																																								
.360	2 1/2"	19, 66		6-6 1/2"	25-5, 28																																																																								
	4"	19, 66		8 3/8"	25-5																																																																								
	6"	16, 17, 19, 48, 66, 67	.360	4"	24, 624, 29, 629, 57																																																																								
	8 3/8"	17, 48		6-6 1/2"	25-2, 24, 624, 27, 29, 629, 57																																																																								
				8 3/8"	25-2, 24, 624, 27, 29, 629, 57																																																																								
			.410	10 5/8"	29 & adj. frnt. sight models																																																																								
  <p>FB00009 White Bar FB00010 Orange Bar Fits All Dan Wesson models, except .22 caliber.</p>	  <p>FB00011 White Bar FB00012 Orange Bar Fits Dan Wesson .22 caliber only.</p>																																																																												

Part Four: Rifle Sights					
Gun	Fits Factory Sight Pad or Dovetail	Rear Sights Available		Rear Blade Hight	Uses Factory Front
<b>Colt</b> AR-15 Similar Models	Yes	 AR15002 .080" Dia.	 BL00010 .050" Dia.		
<b>Ruger</b> Mini 14	Yes	 RM14001 .080" Dia.	 BL00010 .050" Dia.		
<b>Dovetail Mount Sport Rifles</b> (including Browning, Marlin, Remington, Ruger, and Savage. See Front Sight chart for details.)	Yes	 RF00007 White Outline	 RF00008 Target	.360	
<b>Front Sight Adapter</b>	N/A				

### Part Five: Shur-Shot™ Sights for Ribbed Shotguns

<b>Remington</b> 870 & 1100	N/A Rear Sights pin through rib.	 SG00002 Fixed	 SG00007 Adjustable	N/A	No
<b>All Other</b> ribbed shotguns, INCLUDING Remington	N/A Rear Sight pin through rib	 SG00007 Adjustable		N/A	No
<b>All Other</b> ribbed shotguns EXCEPT Remington	N/A Rear Sights pin through rib.	 SG00005 Fixed		N/A	No

# SCOPE RINGS & BASES

## THE MILLETT STANDARD

There's a whole new standard for rings and bases, and Millett is the company setting it.

Millett nickel steel, heat-treated rings and bases are sculpted to remove the slightest bit of unnecessary weight while preserving vault-solid toughness and integrity. Millett's exclusive Moldforge™ process and careful attention to design details gives you parts of superior fit, finish, and reliability!

## COMPLETE SELECTION

Millett offers a complete line of rings and bases, including both Black Onyx Smooth and Chaparral Engraved Rings, as well as, bases to fit just about any long gun or hunting handgun made.



ANGLE-LOC™ for Weaver-style bases



Ruger M77 Rings



Elegant Black Onyx Smooth Rings



Distinctive Chaparral Engraved Rings

## LONG GUNS

**ANGLE-LOC™** for Weaver-style bases  
**Ruger M77** for Ruger Model 77 with flat receiver  
**700-Series** fits Remington 40X and 700/722/725; Ruger M77 rounded receiver models; Smith & Wesson (Mossberg) 1500/1700; Weatherby Mark V and Vanguard; Herters U9; and BSA Monarch 1917 with rear bridge shaped like a Remington  
**Remington 7400/7600/4/6** resembles 700 Series, but fits ONLY Remington 7400/7600/4/6 rifles  
**FN Series** fits all FN Mausers; early Browning bolt actions; Colt 57; Coltsman FN; Marlin 455; Interarms Mk X; Parker Hale 1000/1100/1200/1700; Sakos with round receivers; Sears (J.C. Higgins) 50/51 (prior to Jan. '55); Weatherby FN; Herters J9; and all large ring military Mausers shaped to fit FN contours, including CIL 972-C, Musgrave Mk III/IV, and Voere 2150/2165-1/2165-2/2165-3/2165-4.  
**70 Series** fits all Winchester Model 70/670/70XTR and Browning BBR  
**Browning Series** fits Browning BAR, BLR and "A" Bolt.  
**Marlin 336** fits Marlin lever actions and similar designs  
**Winchester 94 Angle Eject** for Winchester lever actions  
**Savage 110 Series** for all Savage rifles in this series  
**Remington 870/1100** for these fine shotguns

## HAND GUNS

**Colt Series** fits Python, Trooper, Diamondback, Peacekeeper  
**Dan Wesson** two models to fit up through .357 Magnum and .41/.44 Magnum models  
**Ruger Redhawk** (also Ranch Rifle)  
**Ruger Super Redhawk Series** (also fits Ruger M77)

## SCOPE-SITE™

This is the Millett invention that solves two problems with scopes, one at short range, the other at long.


At short range, when game unexpectedly breaks cover too close in to use the scope--either on a rifle or a slug-shooting shotgun--the short-radius Millett sights mounted on top of the rings, allows a quick, accurate way to sight-in.

At very long range, when field of view through a high power scope is greatly reduced, the Millett sights make it easy to find the target, then just quickly drop down and use the scope.

And remember, Scope-Site™ fits ALL standard Mounting Systems!



Scope-Site™



The Inside Story of Millett Rings

Millett Sights™

16131 Gothard Street • Huntington Beach, CA 92647  
 (714) 842-5575 or 847-5245

call our Toll-Free Order & Fits Information Line 1-800-MILLETT

©1989, Millett Industries. ALL RIGHTS RESERVED. Printed in U.S.A. Prepared by Zerovnik & Company, Montclair, CA

For technical questions:  
 1- 800 MILLETT  
[sales@millettsights.com](mailto:sales@millettsights.com)



16131 Gothard Street  
 Huntington Beach, CA 92647

